

Control4® Smart Home Entertainment Guide




Contents

My Movies menu overview	2
Watching movies	3
Channels menu overview	4
Watching TV channels	5
Listen menu overview	6
Listening to digital music files	7
Listening to streaming audio.	8
Playing music from your iOS device	8
Legal notices	9


Note: The information in this guide applies to the latest Control4 system capabilities. Features can vary between customized installations and Control4 software releases, so contact your dealer with any questions about available features.

My Movies menu overview


For movies to appear in this menu, they need to be stored on your network as a digital video file (with a compatible media player in your system) or available on an attached disc changer.




Displays movies sorted by title




Displays your movies sorted by genre




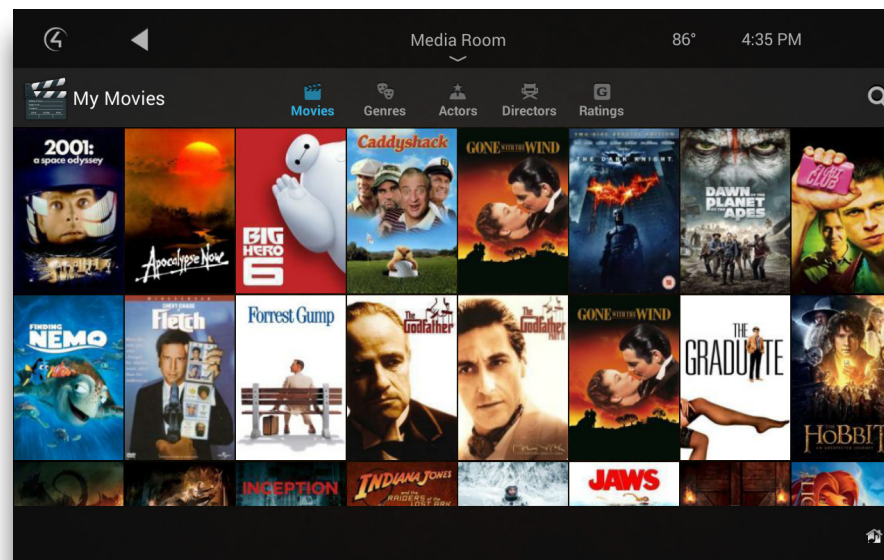
Displays your movies sorted by actor



Displays your movies sorted by director



Displays your movies sorted by rating



Search

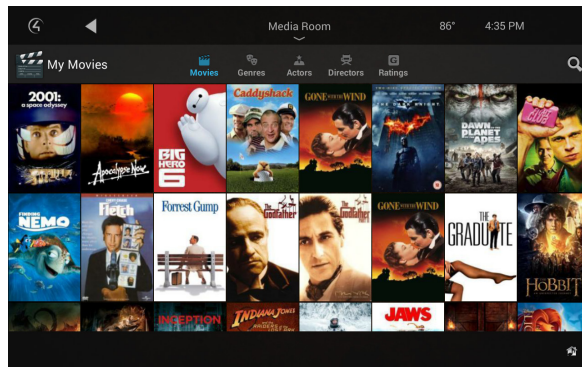
Search by title, genre, actors, ratings, or directors

Watching movies

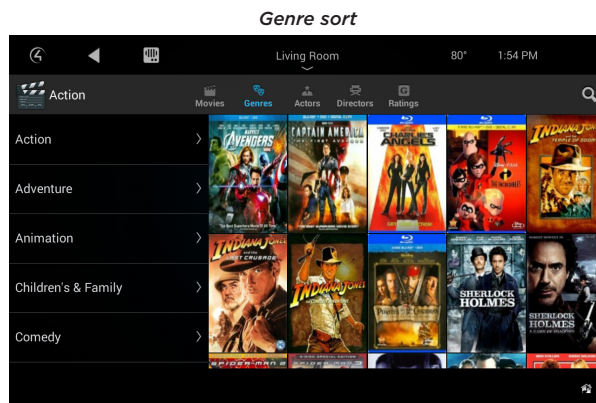
Control4 makes it easier than ever to browse through and search your movie collection.

To browse for a movie:

- 1 On a Navigator's home screen, select **Watch**, then **My Movies**. A list of available movies appears.



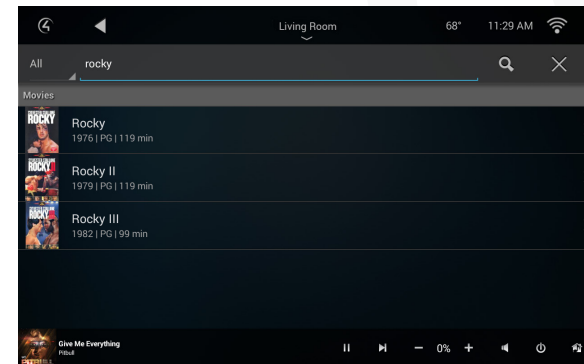
- 2 Sort the list by title, genre, actor, director, or rating by selecting the appropriate icon along the top of the screen.



- 3 To read details about a movie, select the movie icon. The movie details screen opens, displaying (if available) length, rating, year of release, summary, cast list, and more.

To search for a movie:


- 1 Select the Search icon.  A search menu opens.



- 2 To the left of the text input field, select the field to search by (title, actor, etc.), then type your search term. A list of matching movies appears.


To watch a movie:

- 1 Select the movie thumbnail to open the movie details screen, then select the thumbnail again. Use your Control4 remote to control movie playback.




Channels menu overview


The *Channels* menu brings all of your TV, cable, and satellite channels into one location. Channels available in this menu depend on your broadcast, cable, or satellite signal provider and can be tailored to your liking. If you want only your favorite channels listed, you can edit the available channels with Composer Media Edition, or your dealer can help you. For more information, see the *Composer Media Edition User Guide* at ctrl4.co/me-ug.



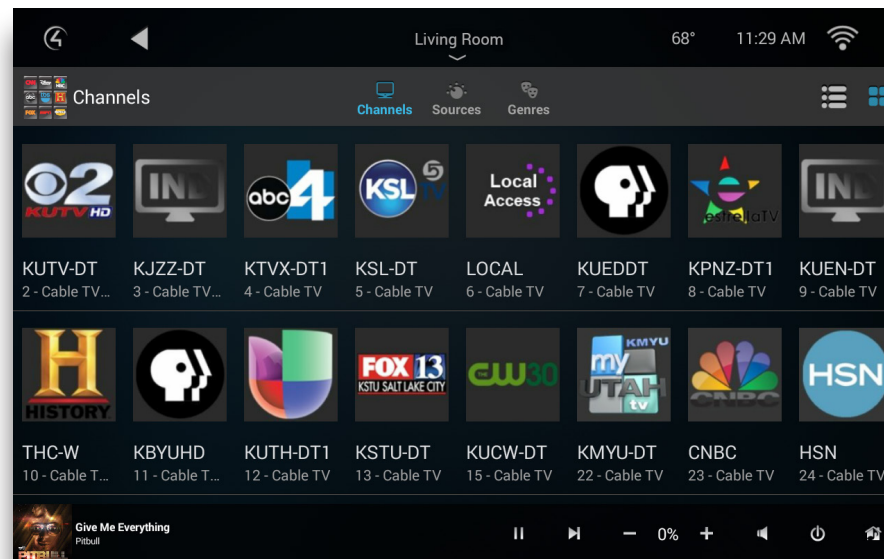
Lists all available channels, regardless of source



Lists channels sorted by source



Lists channels sorted by genre



Grid view

Select to display all channels as icon tiles



List view

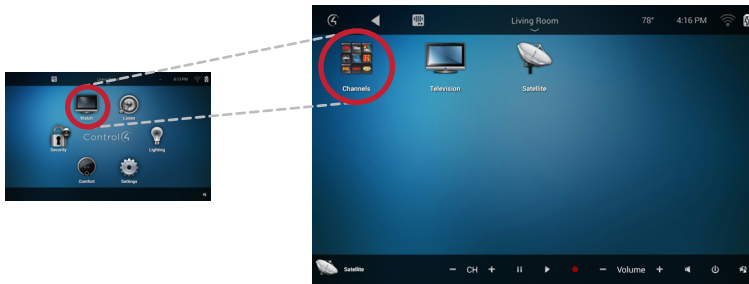
Select to display all channels in a list.

Watching TV channels

Use Control4 to browse through, search for, and select TV channels. Most channel listings include their logo to help you identify them.

To browse for a channel:

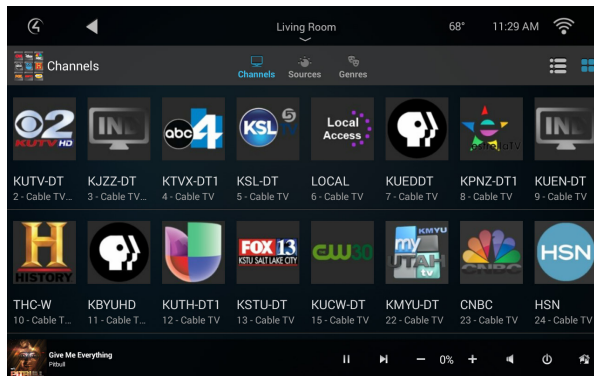
- 1 On a Navigator's home screen, select **Watch**, then **Channels**.



A list of available stations appears.


- 2 Sort the list by channel number, channel source, or channel genre.
(Channel number sort shown below.)

Channel sort



To watch a channel:


- 1 After finding the channel in the channel list, just select the channel icon.
The channel begins playing on the associated TV.




Listen menu overview

Menu options depend on the source you're listening to—music streaming service, radio stations, or your personal audio file collection stored on your home network. Control4 gives you high-resolution album cover art and an intuitive search, sort, and playback experience regardless of the source.


The screen below is an example of the controls for your digital music collection.



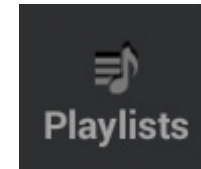
Lists all available albums



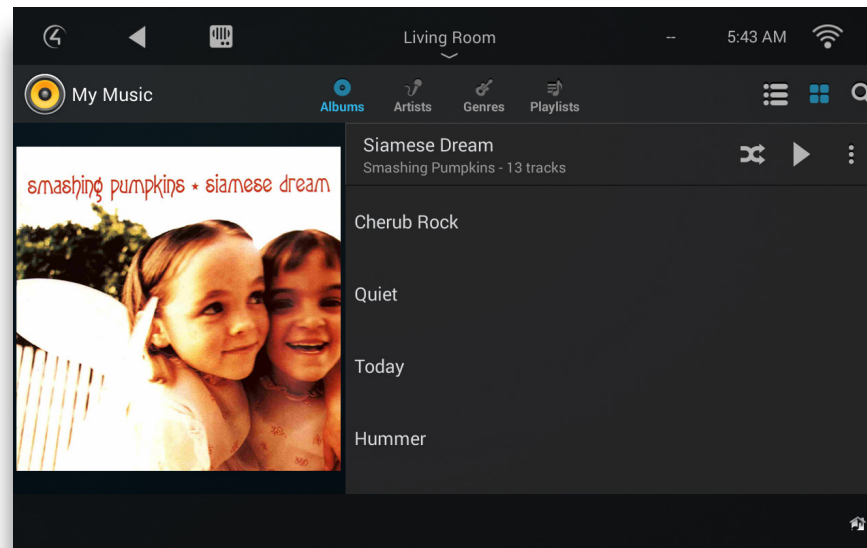
Lists music sorted by artists



Lists music sorted by genre



Lists all playlists



List view

Select to display all items in a list.



Grid view

Select to display all items as icon tiles.



Search

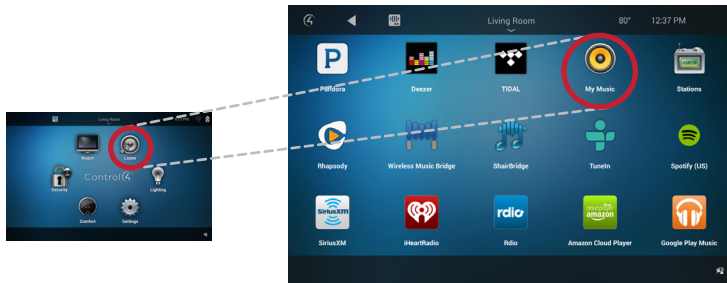
Search by album, artist, genre, or playlists.

Listening to digital music files

If you have your music collection stored as files on your home network or attached USB drive, you can find and play selections through the Control4 menu. Your Control4 dealer can set up the system to find your digital music files.

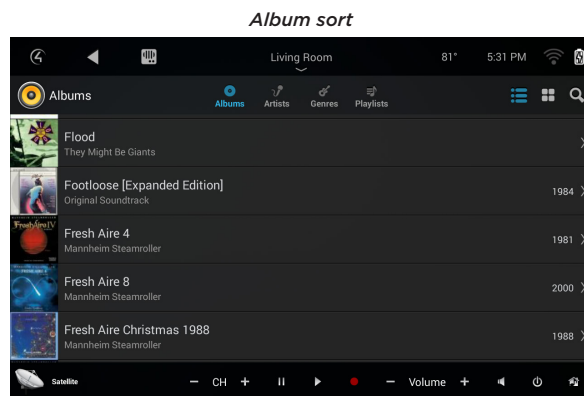
To browse your digital music files:

- 1 On a Navigator's home screen, select **Listen**, then **My Music**.



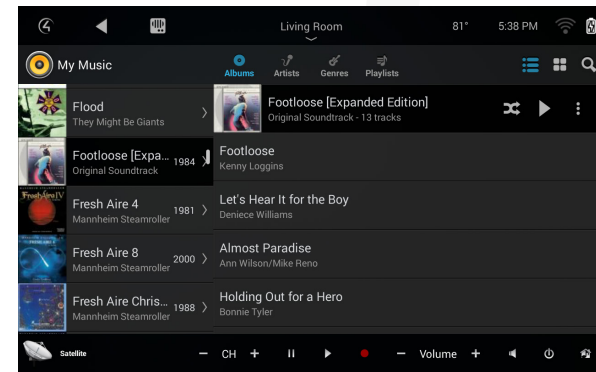
A list of available albums appears.

- 2 Sort the list by album, artist, genre, or playlist. (Album sort shown below.)
The music is displayed in list view by default.

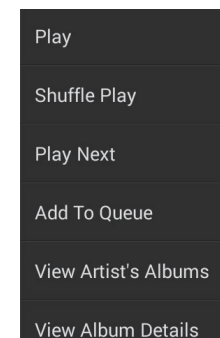


To play music:

- 1 Select an album. Album details, as well as playback controls, open.



- 2 To play the album, select **Play**. To shuffle the order of the tracks, select **Shuffle**.
- 3 For more playback options, select the options menu.



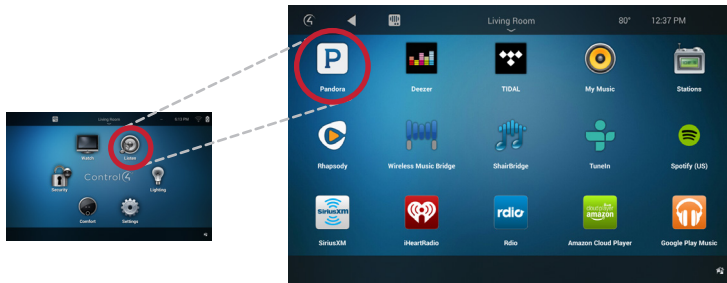
Listening to streaming audio

You can use Control4 to manage playback from any of your supported streaming music services. Your Control4 Dealer can set up the system to work with your streaming accounts.

Supported streaming services include Rhapsody (Napster), TuneIn, Pandora, TIDAL, and Deezer.

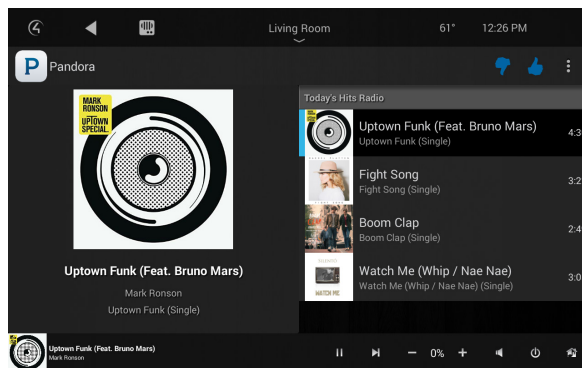
To play streaming music:

- 1 On a Navigator's home screen, select **Listen**, then select the service you want to use. (Pandora is used in this example.)



A list of available music appears.

- 2 Select the music category or other criteria on the top and on the left (categories depend on the service being used), then select the music on the right for playback. Music similar to Pandora stations will play without further selection.



Playing music from your iOS device

Using Control4 ShairBridge™ (available on select system controllers), you can stream music from your own iOS smartphone or tablet. Even guests can stream music to your home!

To stream music from your iOS device:

- 1 Make sure your Apple device (an iOS device running iOS 8.0 or later or other devices running iTunes 12 or later) is compatible with AirPlay.
- 2 Connect your iOS device and your AirPlay device to the same WiFi or Ethernet network.
- 3 On your iOS device, swipe up from the bottom of the screen to access **Control Center**.
- 4 Tap **AirPlay**.
- 5 Tap the name of the device you want to stream content to.

To turn off ShairBridge:

- 1 On your iOS device, swipe up from the bottom of the screen to access **Control Center**.
- 2 Tap **AirPlay**.
- 3 Tap your device at the top of the *AirPlay* list.

Legal notices

Control4 disclaimer

Control4® makes no representations or warranties with respect to this publication, and specifically disclaims any express or implied warranties of merchantability or fitness for any particular purpose. Control4 reserves the right to make changes to any and all parts of this publication at any time, without any obligation to notify any person or entity of such changes.

GNU

GNU GENERAL PUBLIC LICENSE TERMS AND CONDITIONS FOR COPYING, DISTRIBUTION AND MODIFICATION (Section 3.b.)

You may copy and distribute the Program (or a work based on it, under Section 2) in object code or executable form under the terms of Sections 1 and 2 above provided that you also do one of the following:

Accompany it with a written offer, valid for at least three years, to give any third party, for a charge no more than your cost of physically performing source distribution, a complete machine-readable copy of the corresponding source code, to be distributed under the terms of Sections 1 and 2 on a medium customarily used for software interchange.

The complete text for this license is available on the Control4 web site at: www.control4.com.

Gracenote

Gracenote®, Gracenote logo and logotype, and the “Powered by Gracenote” logo are either a registered trademark or a trademark of Gracenote, Inc. in the United States and/or other countries. Music and DVD recognition technology and related data are provided by Gracenote®. Gracenote is the industry standard in Music and DVD recognition technology and related content delivery. For more information visit www.gracenote.com.



control4.com | 888.400.4070

Copyright ©2015, Control4 Corporation. All rights reserved. Control4, the Control4 logo, the 4-ball logo, 4Store, 4Sight, Control My Home, Everyday Easy, and Mockupancy are registered trademarks or trademarks of Control4 Corporation in the United States and/or other countries. All other names and brands may be claimed as the property of their respective owners. All specifications subject to change without notice.

MPEG

Fraunhofer IIS and Thomson. MPEG Layer-3 audio coding technology licensed from Fraunhofer IIS and Thomson. Supply of this product does not convey a license nor imply any right to distribute content created with this product in revenue-generating broadcast systems (terrestrial, satellite, cable, and /or other distribution channels), streaming applications (via Internet, intranets, and/or other networks), other content distribution systems (pay-audio or audio-on-demand applications, and the like) or on physical media (compact discs, digital versatile discs, semiconductor chips, hard drives, memory cards, and the like). An independent license for such use is required. For details, visit mp3licensing.com. Radio Locator is the service provider of AM/FM channel list.

Spread

This product uses software developed by Spread Concepts LLC for use in the Spread toolkit. For more information about Spread see www.spread.org.

All Media Guide

© 2005-2008 All Media Guide, LLC provides music and video recognition technology that provides cover art and related text that enriches the Control4 user Navigators.

Copyright and trademarks

Copyright ©2015, Control4 Corporation. All rights reserved. Control4, the Control4 logo, the 4-ball logo, 4Store, 4Sight, Control My Home, Everyday Easy, and Mockupancy are registered trademarks or trademarks of Control4 Corporation in the United States and/or other countries. All other names and brands may be claimed as the property of their respective owners. All specifications subject to change without notice.

No part of this publication may be reproduced, photocopied, stored on a retrieval system, or transmitted without the express written consent of the publisher.

Contact information

Control4 Corporation
11734 S. Election Road
Salt Lake City, UT 84020 USA
www.control4.com



DOC-00176-A
2015-10-26 MS